




**SEW**  
EURODRIVE






## Industrial Gear Units of the MC... Series

D3.B00




Edition 04/2005

11237910 / EN

Catalog





	1	The SEW-EURODRIVE Group of Companies .....	6	<b>1</b>
	2	Product Description and Overview of Types .....	8	<b>2</b>
M1 ... M6	3	Mounting Positions .....	22	<b>3</b>
	4	Project Planning for Drives.....	39	<b>4</b>
	5	Project Planning for Gear Units .....	43	<b>5</b>
	6	Project Planning for Optional Accessories.....	57	<b>6</b>
	7	Lubrication, Cooling and Instrumentation .....	78	<b>7</b>
	8	Design and Operating Notes .....	115	<b>8</b>
	9	Important Information on Dimension Sheets.....	131	<b>9</b>
	10	Helical Gear Units MC...P.....	135	<b>10</b>
	11	Bevel-Helical Gear Units MC...R.....	289	<b>11</b>
	12	Abbreviation Key and Index. ....	443	<b>12</b>



<b>1</b>	<b>The SEW-EURODRIVE Group of Companies .....</b>	<b>6</b>
<b>2</b>	<b>Product Description and Overview of Types.....</b>	<b>8</b>
2.1	General information .....	8
2.2	Basic gear unit versions.....	14
2.3	Unit designation for gear units .....	17
2.4	Corrosion and surface protection.....	18
<b>3</b>	<b>Mounting Positions .....</b>	<b>22</b>
3.1	Mounting surface .....	22
3.2	Housing orientation M1...M6 .....	23
3.3	Shaft positions .....	31
3.4	Direction of rotation.....	33
3.5	Mounting positions of MC.P.. gear units .....	37
3.6	Mounting positions of MC.R.. gear units .....	38
<b>4</b>	<b>Project Planning for Drives .....</b>	<b>39</b>
4.1	Additional documentation.....	39
4.2	Drive selection data .....	40
4.3	Project planning procedure .....	42
<b>5</b>	<b>Project Planning for Gear Units.....</b>	<b>43</b>
5.1	Efficiency of gear units.....	43
5.2	Service factor $F_S$ , peak factor $F_F$ .....	43
5.3	Thermal rating PT .....	46
5.4	External radial and axial shaft loads .....	48
5.5	Project planning example: Conveyor drive .....	49
5.6	Project planning example: Mixer drive .....	53
<b>6</b>	<b>Project Planning for Optional Accessories .....</b>	<b>57</b>
6.1	Mounting flange on output shaft.....	57
6.2	Torque arm .....	59
6.3	Backstop .....	60
6.4	Sealing systems.....	63
6.5	Motor adapters.....	68
6.6	Steel frame (swing base, base plate).....	71
6.7	Motor bracket and V-belt drive .....	73
6.8	Coupling guard.....	76
<b>7</b>	<b>Lubrication, Cooling and Instrumentation.....</b>	<b>78</b>
7.1	Splash lubrication.....	79
7.2	Bath lubrication .....	79
7.3	Cooling fan.....	82
7.4	Pressure lubrication .....	82
7.5	Shaft end pump.....	83
7.6	Flow switch .....	85
7.7	Visual flow indicator .....	88
7.8	Oil/water cooler with shaft end pump.....	88
7.9	Motor pump.....	93
7.10	Oil/water cooler with motor pump .....	99
7.11	Oil/air cooler with motor pump .....	106
7.12	Pressure lubrication – Important selection data .....	110
7.13	Oil heater .....	112
7.14	Temperature sensor .....	113
7.15	SPM adapter .....	114
<b>8</b>	<b>Design and Operating Notes.....</b>	<b>115</b>
8.1	Guideline for oil selection.....	115
8.2	Lubricants for MC.. industrial gear units .....	119
8.3	Sealing grease .....	121
8.4	Mounting / removing hollow shaft gear units with keyed connection ....	122
8.5	Mounting / removing hollow shaft gear units with shrink disc .....	124
8.6	Optional hollow shaft bore diameters.....	129
8.7	Fastening of gear units .....	130



<b>9</b>	<b>Important Information on Dimension Sheets .....</b>	<b>131</b>	
9.1	Notes on dimension sheets.....	131	<b>1</b>
9.2	Notes on selection tables.....	133	
<b>10</b>	<b>Helical Gear Units MC...P .....</b>	<b>135</b>	<b>2</b>
10.1	Selection table guide.....	135	
10.2	Selection tables (detailed) MC.PL.....	136	<b>3</b>
10.2.1	MC.PL., n1 = 1800 1/min .....	136	
10.2.2	MC.PL., n1 = 1500 1/min .....	140	
10.2.3	MC.PL., n1 = 1200 1/min .....	144	
10.2.4	MC.PL., n1 = 1000 1/min .....	148	
10.2.5	MC.PL. [mm].....	152	
10.3	Selection tables (detailed) MC.PV. ....	184	<b>4</b>
10.3.1	MC.PV., n1 = 1800 1/min.....	184	
10.3.2	MC.PV., n1 = 1500 1/min.....	188	
10.3.3	MC.PV., n1 = 1200 1/min.....	192	
10.3.4	MC.PV., n1 = 1000 1/min.....	196	
10.3.5	MC.PV. [mm] .....	200	<b>5</b>
10.4	Selection tables (detailed) MC.PE. ....	232	
10.4.1	MC.PE., n1 = 1800 1/min.....	232	
10.4.2	MC.PE., n1 = 1500 1/min.....	236	<b>6</b>
10.4.3	MC.PE., n1 = 1200 1/min.....	240	
10.4.4	MC.PE., n1 = 1000 1/min.....	244	
10.4.5	MC.PE. [mm] .....	248	
10.5	Motor adapter MC.P.....	280	<b>7</b>
10.6	Selection tables (short form) MC.P. ....	284	
<b>11</b>	<b>Bevel-Helical Gear Units MC...R .....</b>	<b>289</b>	<b>8</b>
11.1	Selection table guide.....	289	
11.2	Selection tables (detailed) MC.RL. ....	290	<b>9</b>
11.2.1	MC.RL., n1 = 1800 1/min.....	290	
11.2.2	MC.RL., n1 = 1500 1/min.....	294	
11.2.3	MC.RL., n1 = 1200 1/min.....	298	
11.2.4	MC.RL., n1 = 1000 1/min.....	302	
11.2.5	MC.RL. [mm].....	306	
11.3	Selection tables (detailed) MC.RV. ....	338	<b>10</b>
11.3.1	MC.RV., n1 = 1800 1/min .....	338	
11.3.2	MC.RV., n1 = 1500 1/min .....	342	
11.3.3	MC.RV., n1 = 1200 1/min .....	346	
11.3.4	MC.RV., n1 = 1000 1/min .....	350	<b>11</b>
11.3.5	MC.RV. [mm] .....	354	
11.4	Selection tables (detailed) MC.RE. ....	386	
11.4.1	MC.RE., n1 = 1800 1/min .....	386	
11.4.2	MC.RE., n1 = 1500 1/min .....	390	
11.4.3	MC.RE., n1 = 1200 1/min .....	394	
11.4.4	MC.RE., n1 = 1000 1/min .....	398	
11.4.5	MC.RE. [mm] .....	402	<b>12</b>
11.5	Motor adapter MC.R. ....	434	
11.6	Selection tables (short form) MC.R. ....	438	
<b>12</b>	<b>Abbreviation Key and Index.....</b>	<b>443</b>	
12.1	Abbreviation Key.....	443	
12.2	Index .....	445	



## 1 The SEW-EURODRIVE Group of Companies

### **Introduction**

SEW-EURODRIVE is a leading company in the global market for electrical drive engineering. Its global presence, extensive product range and broad spectrum of services make SEW-EURODRIVE the ideal partner for the machinery and plant construction industry when it comes to providing drive systems for demanding applications.

SEW-EURODRIVE possesses many years of experience in drive engineering which it puts to good use when developing, producing and selling all its drives with components drawn from mechanical and electrical engineering and electronics.

The company headquarters are in Bruchsal, Germany. Components for SEW-EURODRIVE's modular drive system are manufactured to the highest quality standards in production plants sited in Germany, France, Finland, the USA, Brazil and China. The individual drive systems are assembled with a consistently high quality standard and very short delivery times from stocked components in our assembly plants located in more than 30 industrialized countries all over the world. SEW-EURODRIVE sales, consulting, customer and spare parts services are available in more than 50 countries around the globe.

### **The product range**

- Gearmotors, gear units and motors
  - Helical gear units/gearmotor
  - Parallel shaft helical gear units/gearmotors
  - Helical-bevel gear units/gearmotors
  - Helical-worm gear units/gearmotors
  - Spiroplan<sup>®</sup> right-angle gearmotors
  - Planetary gearmotors
  - Industrial gear units
  - Low backlash gear units/gearmotors
  - Brakemotors
  - Drives for trolley drive systems
  - Geared torque motors
  - Pole-changing gearmotors
  
- Electronically controlled drives
  - MOVITRAC<sup>®</sup> frequency inverters
  - MOVIDRIVE<sup>®</sup> drive inverters
  - MOVIDYN<sup>®</sup> servo controllers
  - Technology and communications options for the inverters
  - Asynchronous AC motors and AC gearmotors
  - DC motors, brakemotors and gearmotors
  - Asynchronous and synchronous linear motors
  
- Components for decentralized installation
  - MOVIMOT<sup>®</sup> gearmotors with integrated frequency inverter
  - MOVI-SWITCH<sup>®</sup> gearmotors with integrated circuit breaker and protective function
  - Field distributors, fieldbus interfaces



- Industrial gear units
  - MC series: helical and bevel-helical gear units (up to 65 KNm)
  - M series: helical and bevel-helical gear units (up to 180 KNm)
  - CN series: helical and bevel-helical gear units (up to 600 KNm)
  - P series: planetary gear units (up to 450 KNm)
  - Q series: planetary gear units (up to 1200 KNm)
  
- Mechanical variable speed drives
  - VARIBLOC<sup>®</sup> wide V-belt variable speed gearmotors
  - VARIMOT<sup>®</sup> friction disk variable speed gearmotors
  
- Services
  - Technical consulting
  - Application software
  - Seminars and training courses
  - Extensive technical documentation
  - Worldwide customer service

### **Content of the catalog**

This catalog describes helical and bevel-helical gear units of the MC.. series from SEW-EURODRIVE. The catalog contains project planning notes, mounting positions, technical data, selection tables and dimension sheets. Please refer to the separate catalogs for further information on gear units and AC motors.

### *Other catalogs*

- Gearmotors
- Low Backlash Planetary Gear Units
- MOVIMOT<sup>®</sup> Gearmotors
- Servo Gearmotors
- Pole-Changing Gearmotors
- Variable Speed Gearmotors
- Drives for Trolley Drive Systems
- Explosion-Proof Drives
- Geared Torque Motors
- Industrial gear units: Bucket Elevator Drives of the MC.. and M.. Series
- Industrial gear units: M.. Series
- Industrial gear units: Mixer and Agitator Drives of the MC... Series